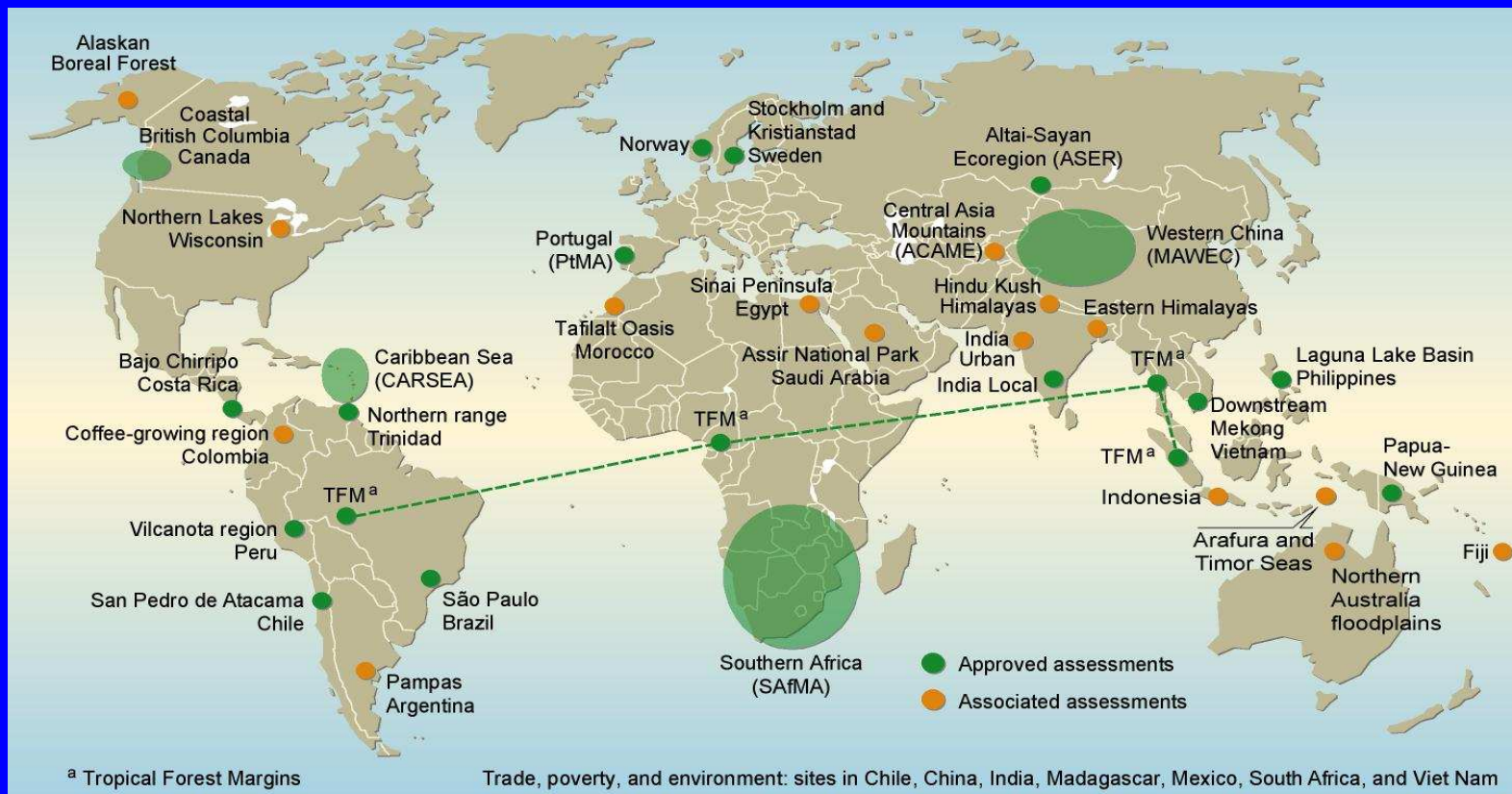


# Caribbean Sea Ecosystem Assessment CARSEA

Professor John Agard  
Department of Life Sciences  
University of the West Indies  
St Augustine  
Trinidad and Tobago  
[john.agard@sta.uwi.edu](mailto:john.agard@sta.uwi.edu)

# Defining Features

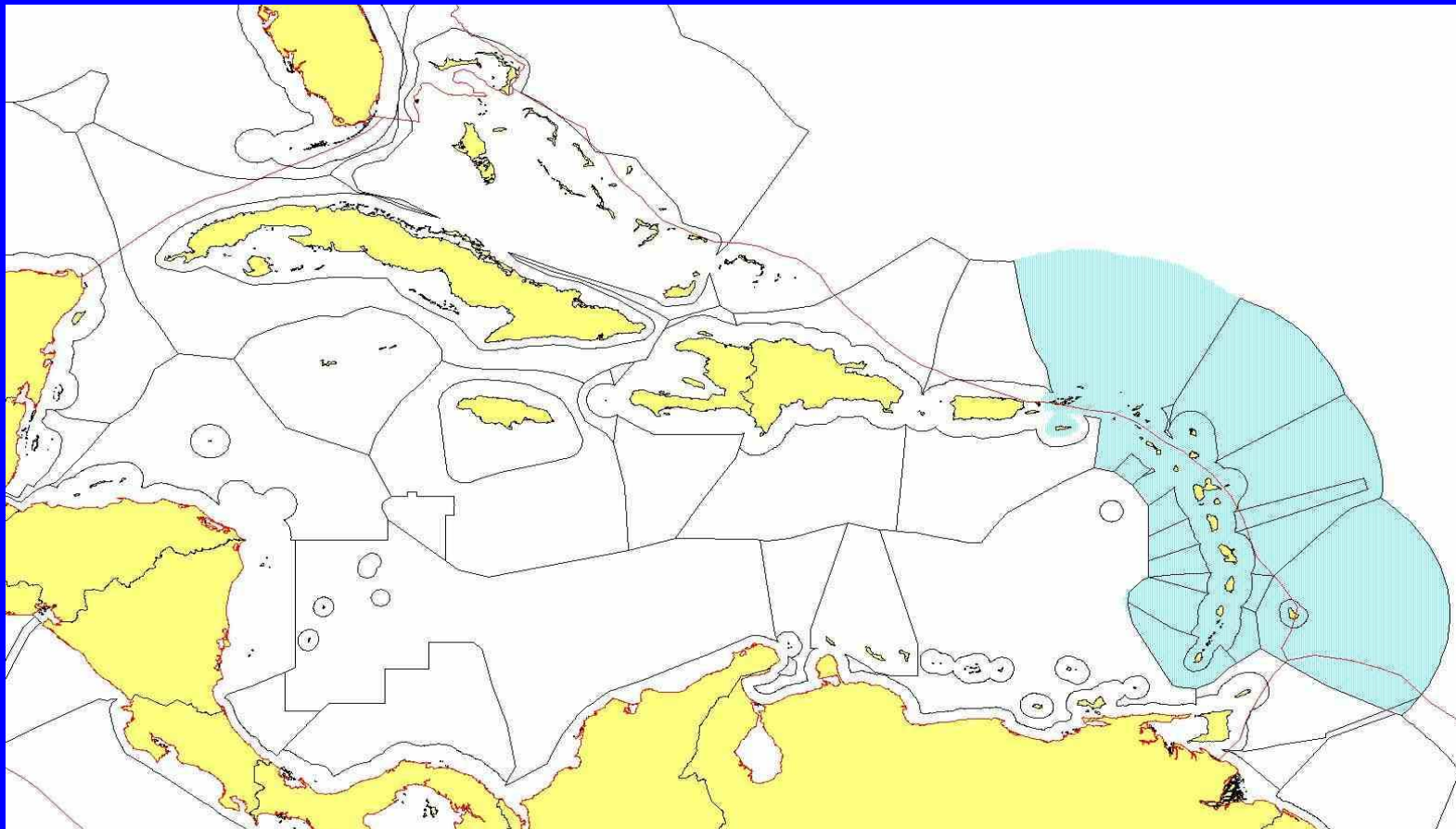
- CARSEA is one of 33 sub-global assessments that was part of the global Millennium Ecosystem Assessment (MA) launched by the UN Secretary General in 2001



# CARSEA

## WHAT IS THE PROBLEM BEING ADDRESSED?

-THE CARIBBEAN SEA IS DIFFICULT TO MANAGE AS A SINGLE LARGE MARINE ECOSYSTEM BECAUSE IT IS IMPACTED BY A COMPLICATED AMALGAM OF STAKEHOLDERS FROM WITHIN AND OUTSIDE THE REGION



## WHAT ARE THE GOALS?

- to advance the operationalization of the Caribbean Sea Commission of the ACS as it develops a holistic governance framework that will enable all stakeholders to contribute to managing the Caribbean Sea in a manner that will maintain its goods and services that are essential to human well-being
- to contribute to the implementation of Resolution 57/261 of the UN General Assembly on 20 December 2003 “Promoting an integrated management approach to the Caribbean Sea area in the context of sustainable development”

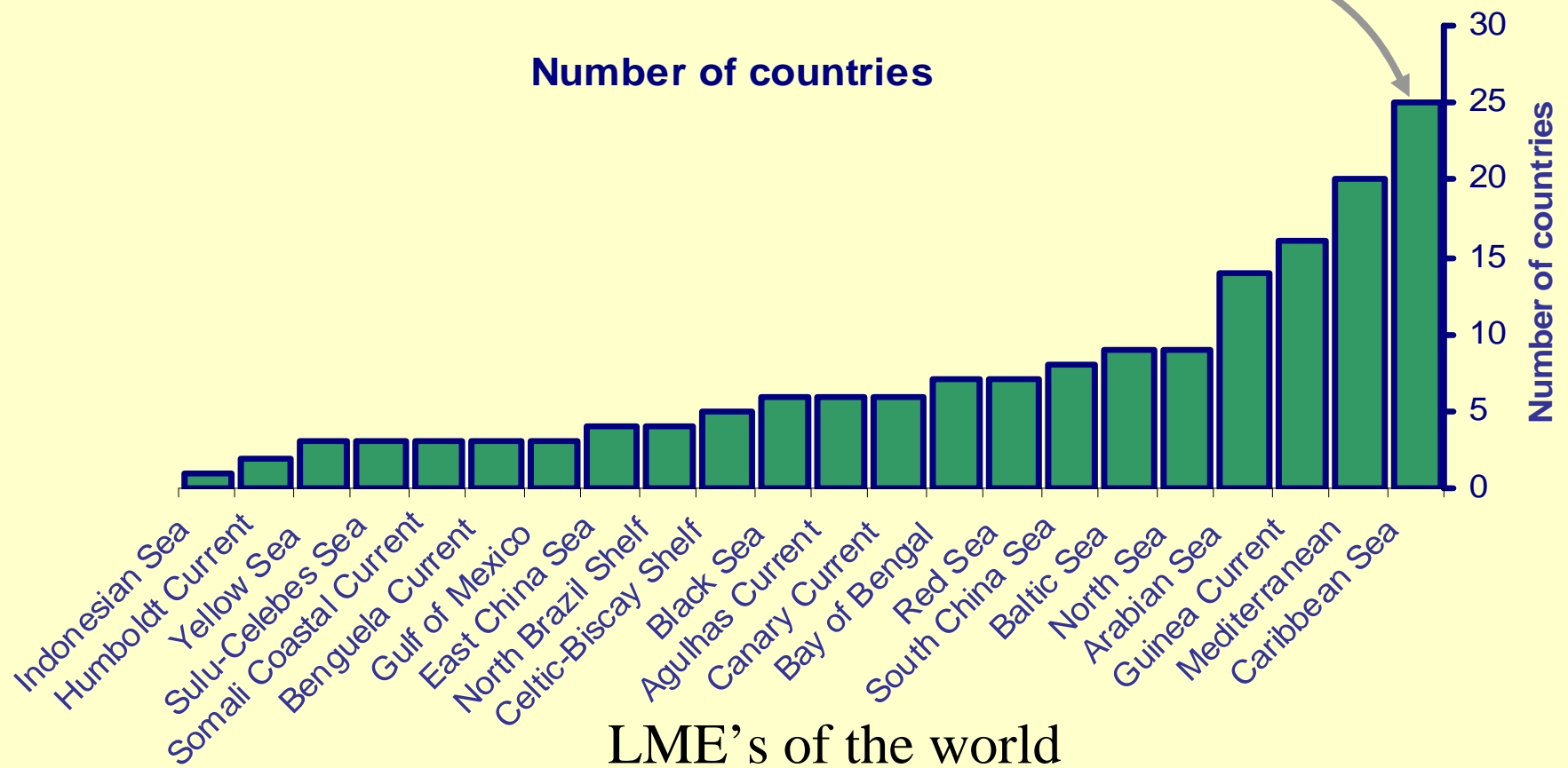
## WHAT ARE THE OBJECTIVES?

- ❑ to advance the case for the recognition of the Caribbean Sea by the international community as a “Special Area in the context of Sustainable Development” which is on the agenda of the UN General Assembly in 2008.

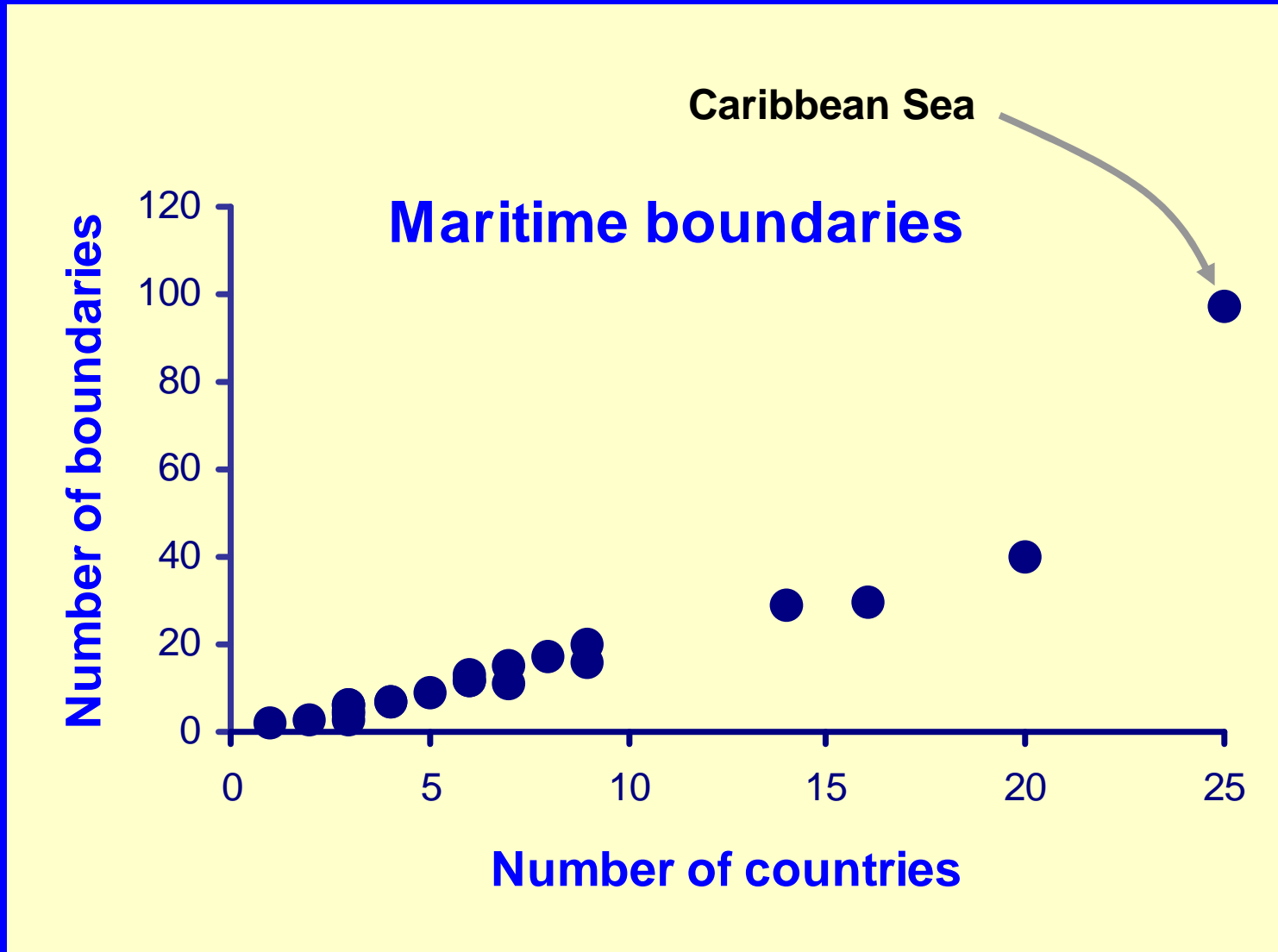
## THE ARGUMENT IN BRIEF:

The Caribbean Sea is special because it has the most Geopolitical components of complexity of any Large Marine Ecosystem (LME) in the world

Caribbean Sea

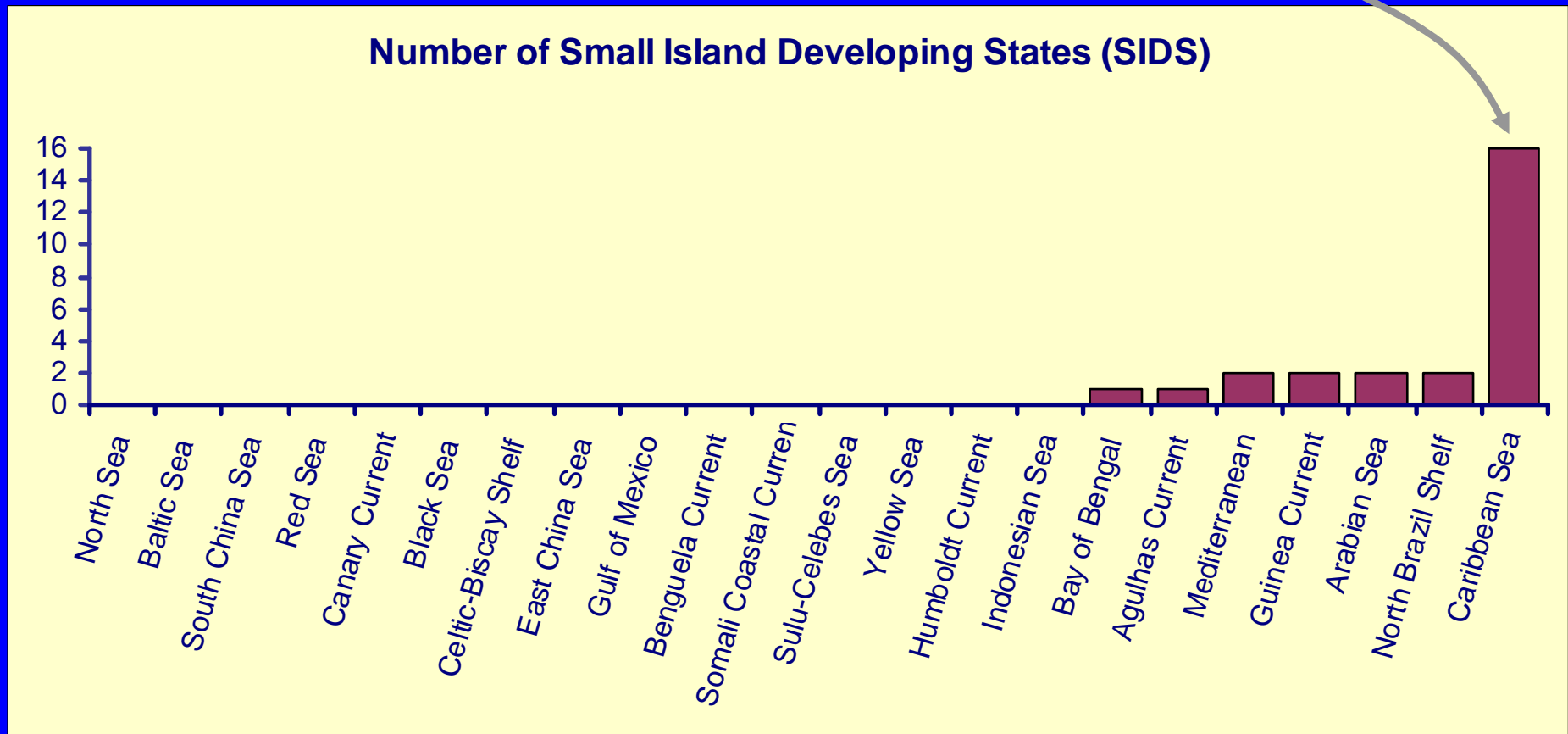


The Caribbean Sea is special because it has the highest number of maritime boundaries of any LME in the world



# The Caribbean Sea is special because it has the largest number of Small Island Developing States of any LME in the world

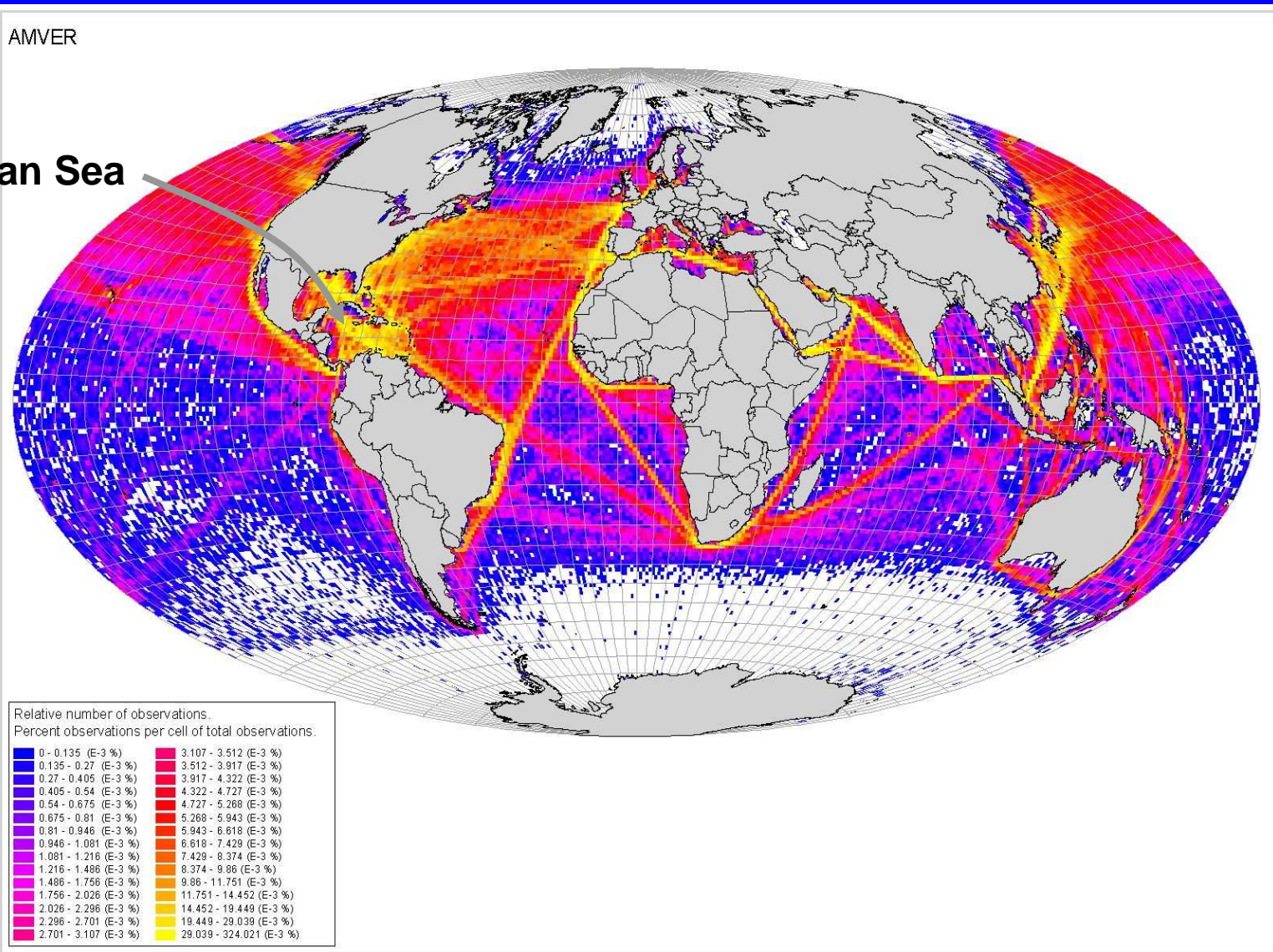
Caribbean Sea





The Caribbean Sea is one of the busiest shipping regions in the world  
(yellow areas show highest number of ship observations by the International Maritime Organisation (IMO))

Caribbean Sea



## WHAT ARE THE GOALS?

- ❑ to advance the case for developing a holistic governance framework that will enable all the stakeholders to contribute to managing the Caribbean Sea in a manner that will maintain its goods and services that are essential to human well-being
- ❑ to contribute to the implementation of Resolution 57/261 of the UN General Assembly on 20 December 2003 “Promoting an integrated management approach to the Caribbean Sea area in the context of sustainable development”

## WHAT ARE THE OBJECTIVES?

- to examine whether there is scientific support for the recognition of the Caribbean Sea by the international community as a “Special Area in the context of Sustainable Development” which was on the agenda of the UN General Assembly in 2003 and 2006.

## Human Well-being and Poverty Reduction

- Basic material for a good life
- Health
- Good Social Relations
- Security
- Freedom of choice and action

## Indirect Drivers of Change

- Demographic
- Economic (*globalization, trade, market and policy framework*)
- Sociopolitical (*governance and institutional framework*)
- Science and Technology
- Cultural and Religious

## Ecosystem Services

## Direct Drivers of Change

- Changes in land use
- Species introduction or removal
- Technology adaptation and use
- External inputs (*e.g., pollution*)
- Resource consumption
- Climate change
- Natural physical and biological drivers (*e.g., hurricanes*)

# POTENTIAL ECOSYSTEM SERVICES FROM THE CARIBBEAN SEA

## Provisioning

**Goods produced or provided by ecosystems.**

- Food e.g. fish
- Freshwater
- Biochemical's

## Regulating

**Benefits obtained from regulation of ecosystem processes**

- Climate regulation
- Disease control
- Detoxification

## Cultural

**Non-material benefits obtained from ecosystems**

- Recreational
- Aesthetic
- Inspirational
- Educational

## Supporting

Services that maintain the condition for life in the sea  
Nutrient cycling  
e.g. mangroves, coral reefs, plankton

# WHAT IS THE CONTENT OF THE PROJECT ?

Through exploring the guiding questions the CARSEA project has attempted to :

- document the condition and trends of Caribbean Sea ecosystems
- explore plausible scenarios making use of various storylines about likely events and realistic assumptions
- consider a range of possible responses

# Assessment Outline

## 1. Conditions and Trends Assessment

1. Fish production 1950-2006

2. Amenity value (e.g. Tourism) 1990-2003

### 3. Biodiversity

-Coral reef cover 1977-2002

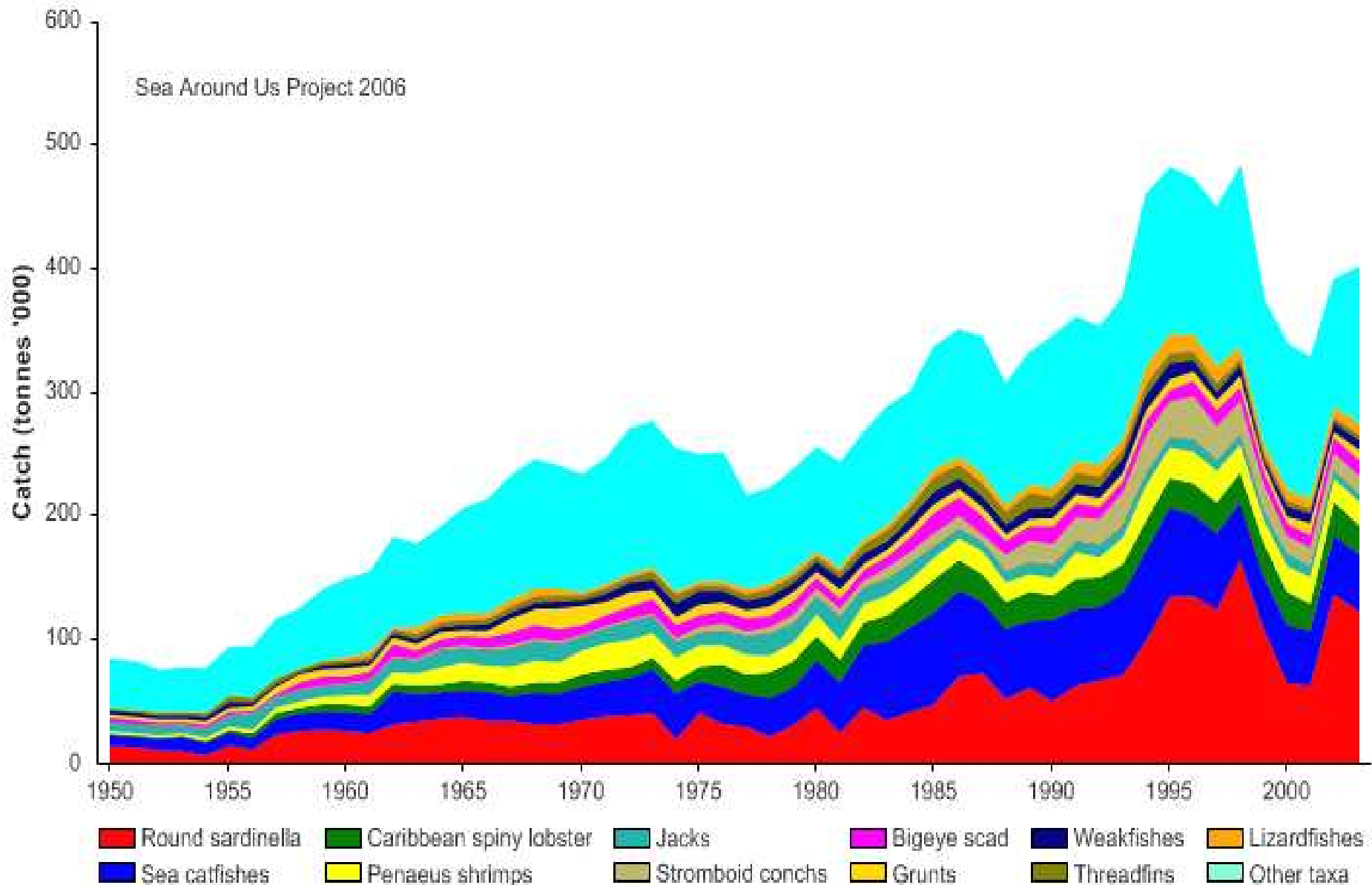
-Mangrove cover 1990-2000

2. Scenarios present to 2050

3. Response Options

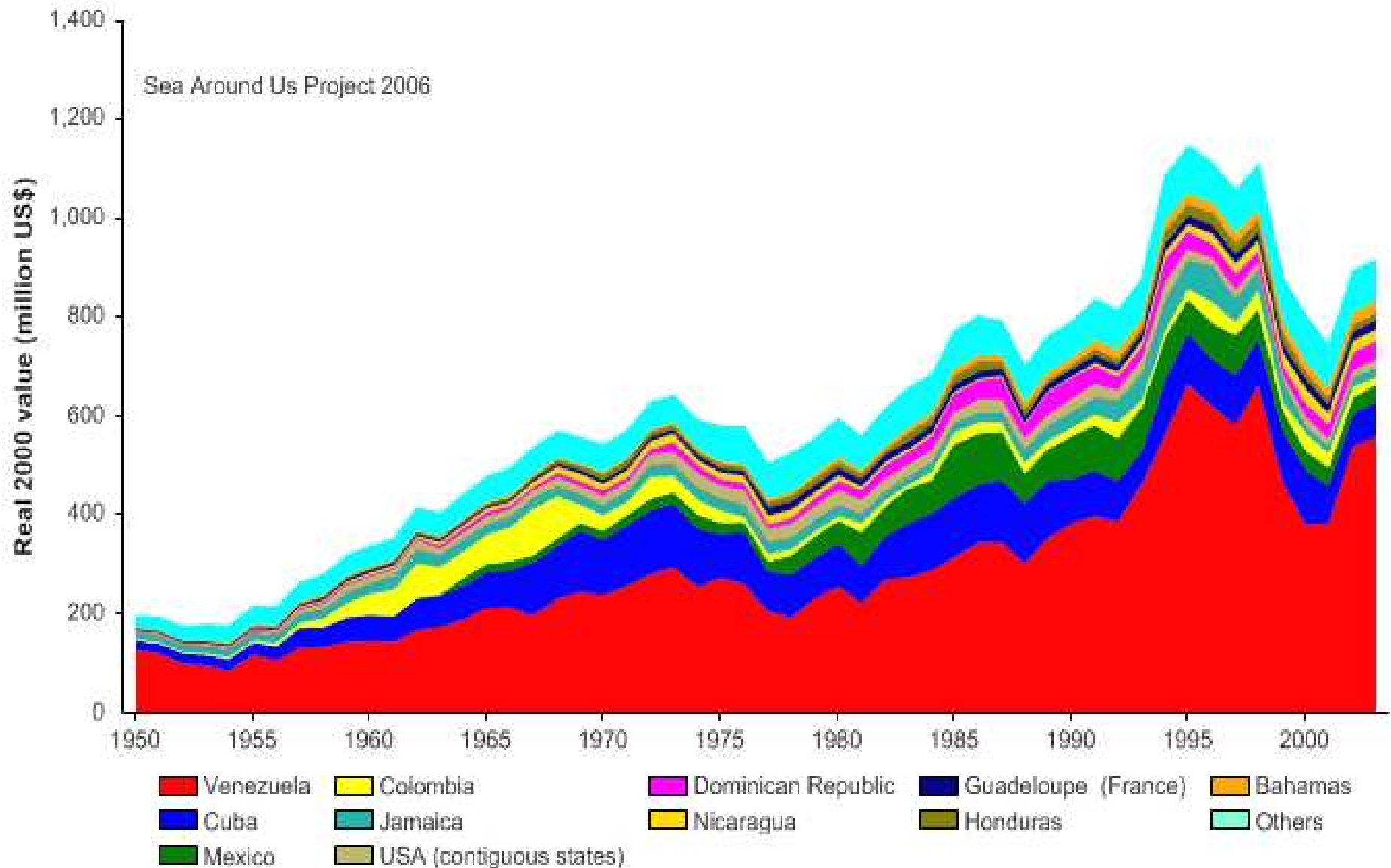
# Findings of Fact # 1:

## FISH CATCHES HAVE BEEN DECLINING SINCE 1998





# The Caribbean Sea fish catch is worth about 1 billion US\$ per annum



Findings of Fact # 2:

**THE MEAN TROPHIC LEVEL OF THE CARIBBEAN SEA HAS BEEN DECLINING SINCE 1956**



### Findings of Fact # 3:

## **FISH CATCH PER UNIT EFFORT (CPUE) HAS DECLINED SIGNIFICANTLY IN THE SOUTH-EASTERN CARIBBEAN SINCE 1980.**

<b>Fishery Statistic</b>	<b>Grenada &amp; Grenadines</b>	<b>St Lucia</b>	<b>St Vincent &amp; Grenadines</b>	<b>Barbados</b>
--------------------------	---------------------------------	-----------------	------------------------------------	-----------------

### Inshore

Catch (tonnes)	-12	+36	+64	+16
Effort (10 <sup>3</sup> Hp-days)	+42	+133	+4	+134
<b>CPUE</b> (tonnes per 10 <sup>3</sup> Hp-days)	<b>-38</b>	<b>-24</b>	<b>+58</b>	<b>-71</b>

### Offshore

Catch (tonnes)	+129	+143	-29	+36
Effort (10 <sup>3</sup> Hp-days)	+598	+513	+170	+339
<b>CPUE</b>	<b>-67</b>	<b>-65</b>	<b>-52</b>	<b>-69</b>

## Findings of fact # 4:

### Fisheries jobs, income and fish protein

- 504,913 jobs
- >US\$1 billion in exports
- 7% of total protein consumption in Caribbean

Findings of fact:

Amenity Value, Tourism Jobs and Income

**THE INSULAR CARIBBEAN IS THE MOST DEPENDENT REGION IN THE WORLD ON TOURISM RELATIVE TO ITS SIZE**

- Direct impact:
- 567,870 jobs
- US\$ 6.5 billion contribution to GDP
- Indirect impact:
- 1,857,000 jobs (12% of total employment)
- US 23.1 billion contribution to GDP (13% of total GDP (#1 in the world relative to size))

# ***Ranking of Insular Caribbean Tourism compared to the rest of the world***

<b>Caribbean</b>	<b>2003</b>	<b>2013</b>
	<b>Relative Size</b>	<b>Relative Size</b>
Personal & Travel Tourism	9	8
Government Expenditures	1	1
Capital Investment	1	1
Visitor Exports	2	2
Economy GDP	1	1
Economy Employment	3	1

<sup>1</sup>Total 13 Regions (161 countries). Best is number 1, worst is number 13

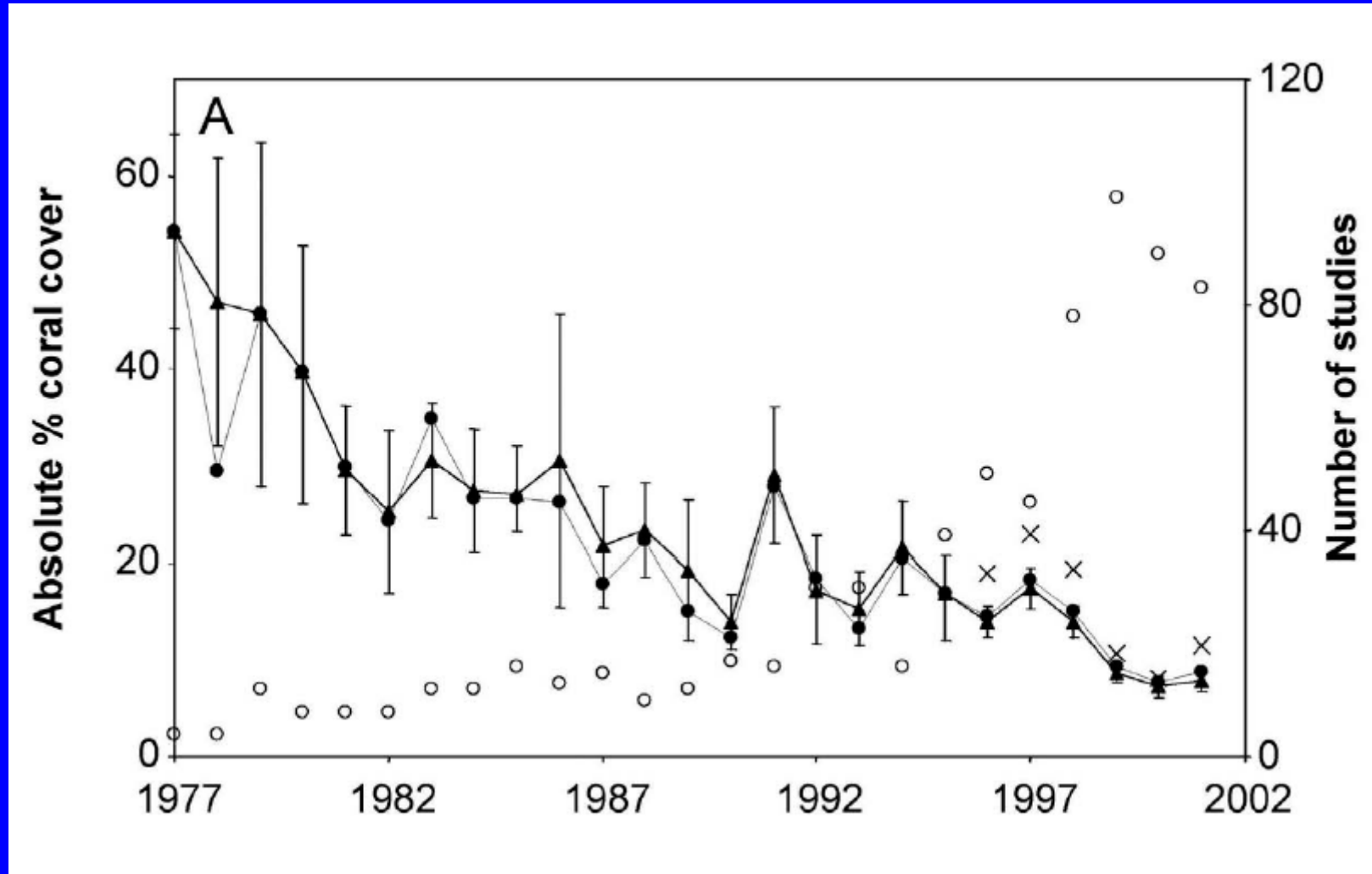
<sup>2</sup>Includes 23 insular Caribbean countries only.

(adapted from World Tourism and Travel Council <http://www.wttc.org/> (sub-menu: TSA Accounts, World Reports, Caribbean) accessed Nov. 17, 2003;

## BIODIVERSITY:

### Long-term region-wide declines in Caribbean coral cover

(Gardner et al., Science express 2003)



What are the consequences of the decline in Caribbean coral cover for human wellbeing?

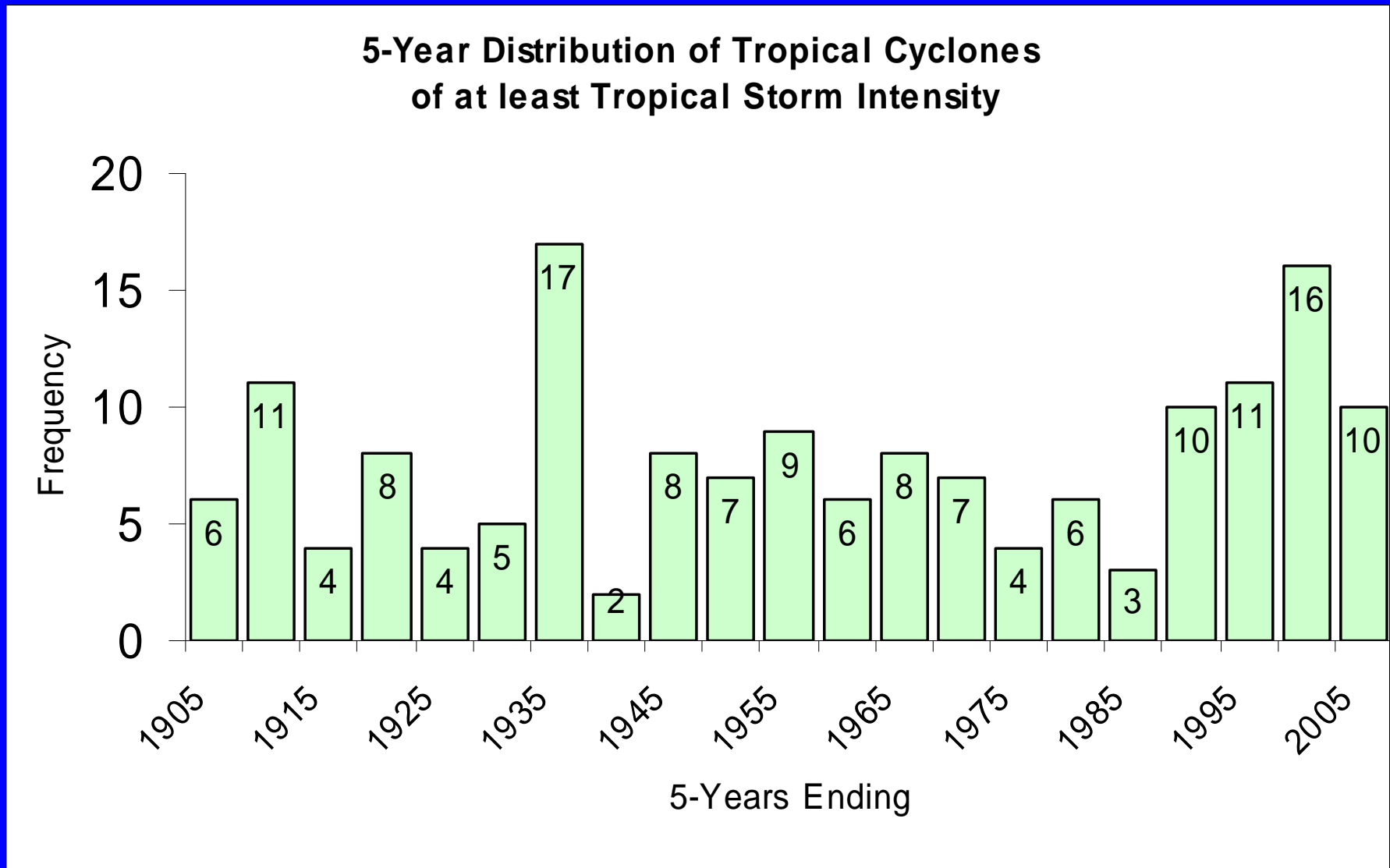
**Summary Of Estimated Values Of Selected Goods And Services Derived From Coral Reefs In The Caribbean (2000) And Estimated Potential Losses Due To Coral Reef Degradation (By 2015 And 2050) (after WRI , 2005)**

<b>Good/Service</b>	<b>Estimated Annual Value in 2000 US\$</b>	<b><u>Estimated Future Annual Losses Due to Coral Reef Degradation</u></b>
<b><u>Fisheries</u></b>	312 million	loss of annual net benefits valued at US\$11-140 million
<b><u>Tourism and Recreation</u></b>	2.1 billion	region-wide loss of annual net benefits valued at an estimated US\$100-300 million
<b><u>Shoreline Protection</u></b>	0.7 - 2.2 billion	The estimated value of lost annual net benefits is estimated at US\$140-420 million
<b>TOTAL</b>	<b>3.1 - 4.6 billion</b>	<b><u>US\$350-870 million</u></b>



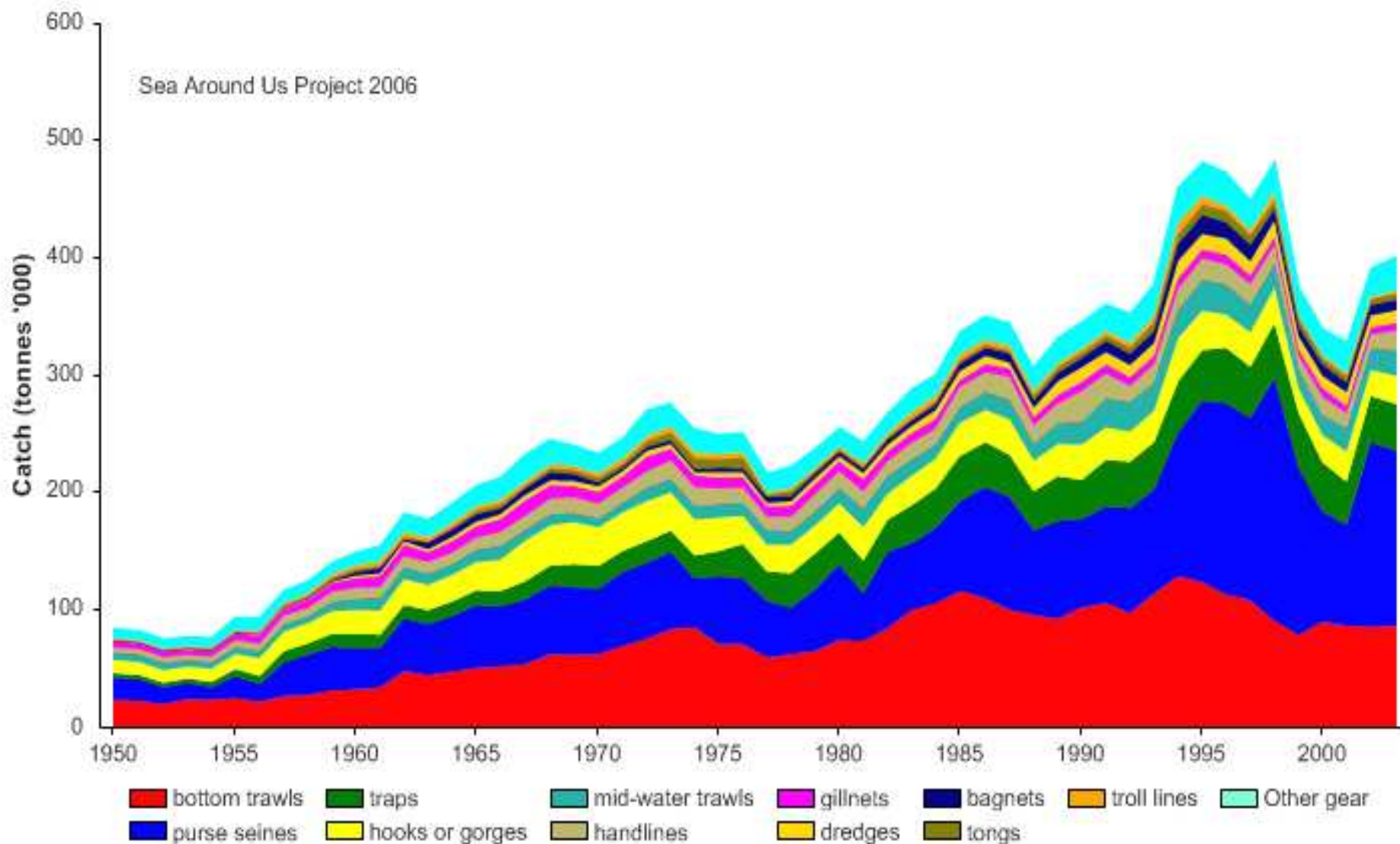
# Direct Drivers: CLIMATE VARIABILITY AND CHANGE

## Tropical Cyclone activity in the Caribbean 1901-2000



# DIRECT DRIVERS:

## FISH CATCHES BY FISHING GEAR USED



# Four Scenarios for the Caribbean Sea

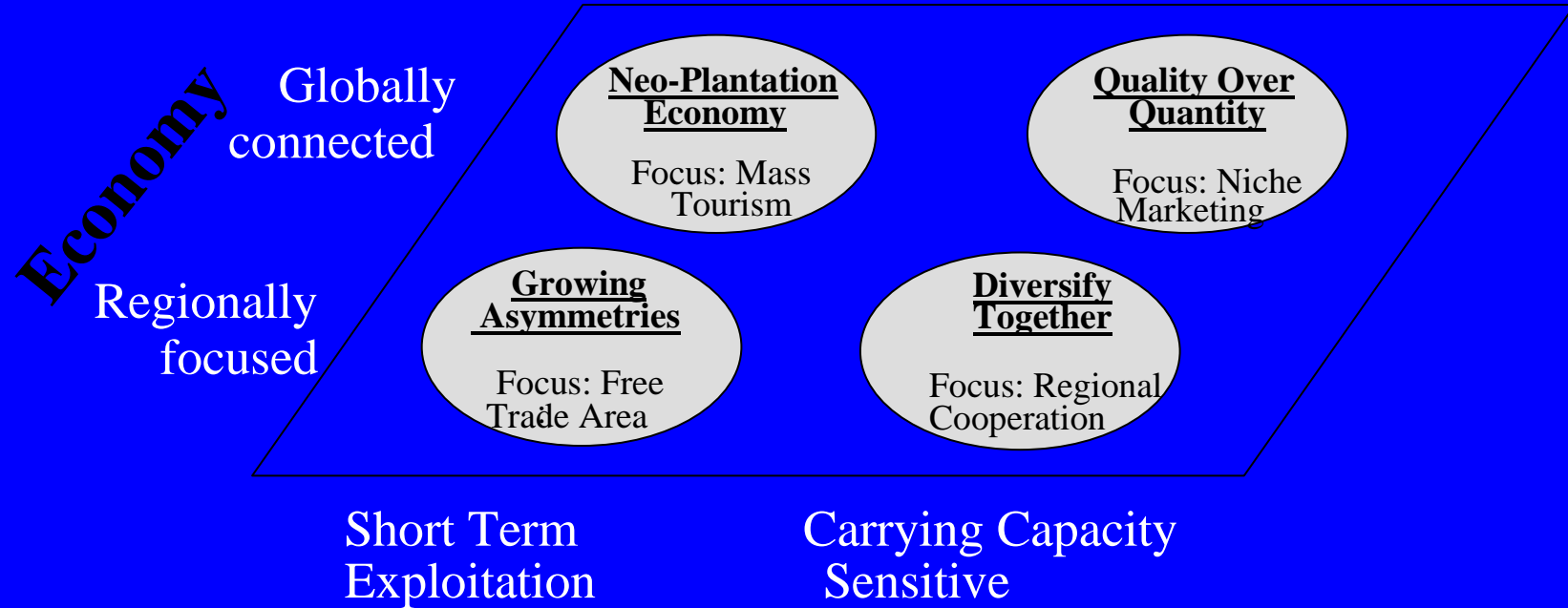
- Neo-Plantation economy
  - Exploitation, short-term gain vs long-term costs
- Quality over Quantity
  - ‘know your own limits’, Niche tourism
- Diversify Together
  - Regional Cooperation and diversification
- Growing Asymmetries
  - Selective permeability, FTAA

## Exploring uncertainty with Scenarios -Focal questions

- What governance mechanisms for the Caribbean Sea can be used to reduce economic, social and environmental vulnerability of the region
- How can economic activity be organized and managed so that natural resource benefits are distributed equitably relative to the costs?
- Will current trends in the decline of Caribbean Sea coastal and marine ecosystems exceed ecological thresholds that may result in significant consequences for human well-being?

# CARSEA

## Scenario Storylines



**Approach to ecosystem services**

## Major Findings:

- -Only the Quality over Quantity Scenario benefits ecosystems through its explicit policies and institutions to address the environment, otherwise high negative impacts on ecosystems are likely.

# How have we been responding?

- **Many programmes, projects, policies**

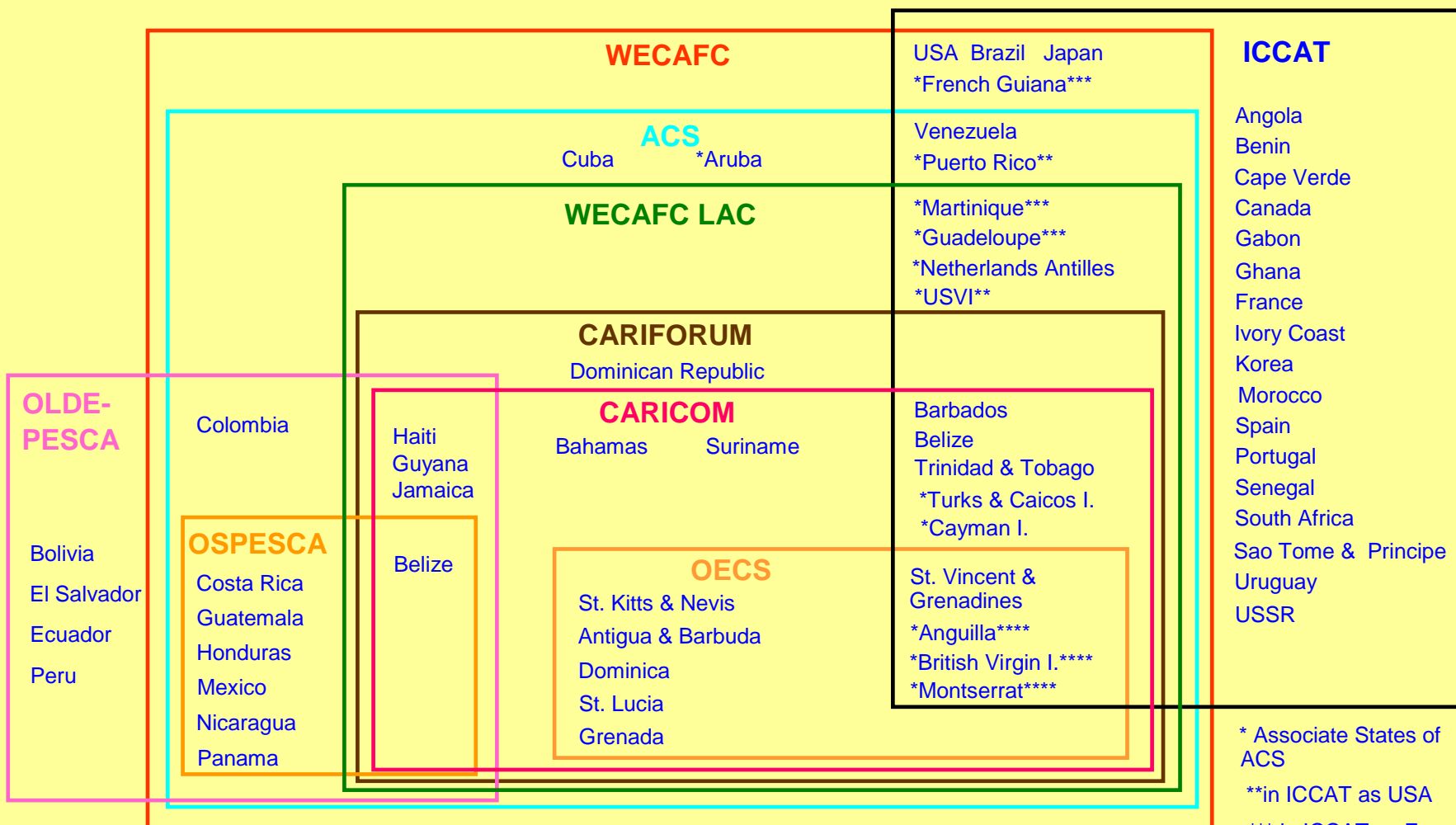
**BUT**

- **not adequate in achieving sustainable management of the sea**

**WHY?**

- **disconnected programmes/lack of cooperation**
- **ineffective legislation**
- **poor commitment**

# For example look at the overlapping and nested fisheries related organisations in the Caribbean Sea

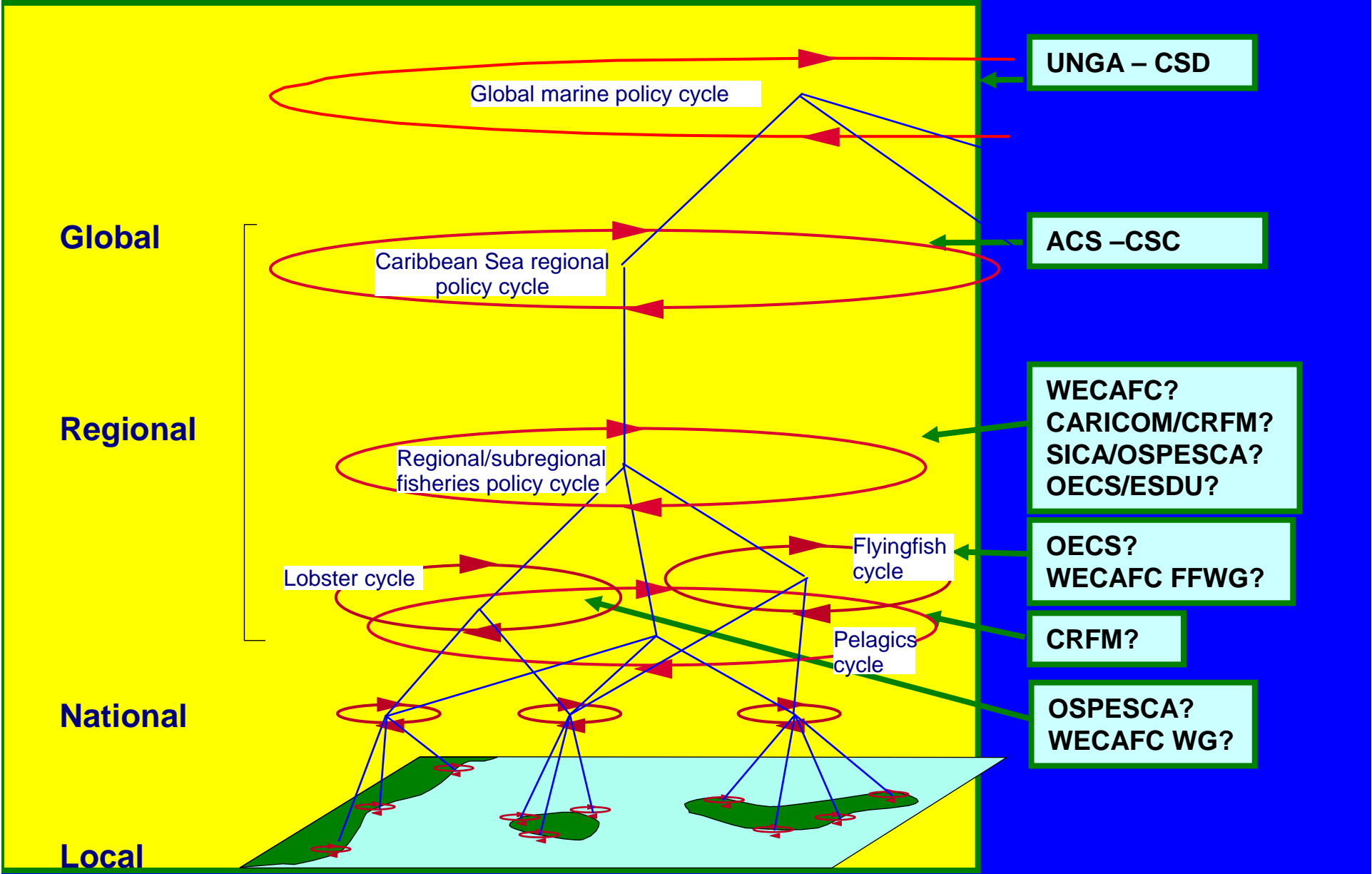


\* Associate States of ACS  
 \*\*in ICCAT as USA  
 \*\*\* in ICCAT as French Departments  
 \*\*\*\* in ICCAT as UK

Source: Robin Mahon



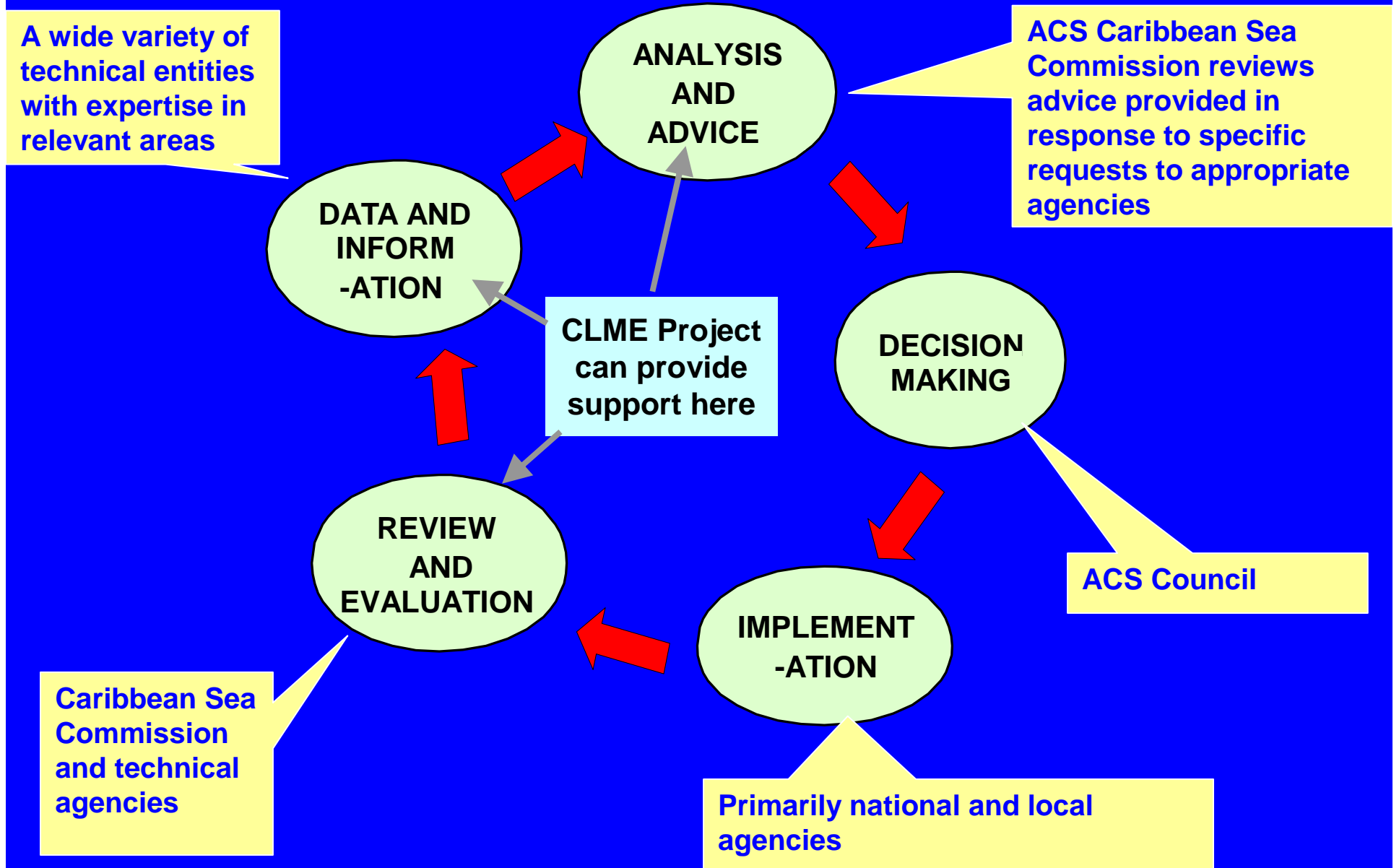
# PROPOSED FISHERIES GOVERNANCE FRAMEWORK CARIBBEAN LARGE MARINE ECOSYSTEM PROJECT (CLME)



Source: Robin Mahon

# ACS-CLME Partnership

## Possible ACS policy cycle for living marine resources



# Communication



**The End**